

Dear Rising 4th Level Families,

Summer reading should be an enjoyable experience designed to keep reading skills active. The goal is for your child to read frequently during the summer break. His/her chosen reading material should not be so challenging that the enjoyment of reading is quelled, nor should it be too easy. This summer your child will be making a book trailer using iMovie or another presentation software of their choice such as Storyboard, Google Slides, or Glogster. Before creating the book trailer, please have your student complete the text analysis. This will get him/her thinking deeper about the book. When we return from summer break, please return your text analysis to your reading teacher and email the link to your reading teacher as well.


Have a WONDERFUL summer! Relax, read, and get ready for an awesome new school year!

Love,

Mrs. Mooy and Ms. Shuba

cmooy@stbernard.org
sshuba@stbernard.org

What is a Book Trailer and Why Should I Make One?



What you read is important. Whether you like picture books, science-fiction, graphic novels, tear jerkers, series, adventures, magazines, etc. what you read and what interests you should be shared with others.

A book trailer is similar to the previews for a movie. It gives you a taste of what you are about to read by trying to get your attention and make you interested in the book.

The purpose of the book trailer is to make reading fun, exciting, and inviting by sharing your creation and work through a digital format. You will create a book trailer on an iPad based upon your analysis and interpretation of a book.

Making a book trailer gets everybody involved in reading- classmates, friends, family, and even people you have never met! It allows you to tell the story and influence other readers by persuading them to read a book.

Your hard work is guaranteed to be around for generations to come and not just stored in a dusty box some place never to be seen again.

Trailers can be made for just about anything- something you did, class projects, to share your writing, tell about a vacation, share your research, etc. The possibilities are truly endless!

Don't delay! Start working on a trailer today!

1. Choose a 'good fit' book to read


First things first- we need something to read.
Not just something to read, but something to
read and then to share.

This is a book that you can read the words and
understand the meaning.

While choosing a text, think about what
interested you. Do you think others would be
interested as well?

You can choose to make a trailer over one
book, a series, or use several sources to
introduce a person, character, idea, etc.

YOU are the creator and get to choose what
YOU want YOUR book trailer to be about!



Pictures for your Storyboard

Think about what images you will use for each picture box for your book trailer.


Here are some ideas:

- Draw your images



- Take pictures of images from your book using the camera on the iPad

- Search and save images on the internet to the camera roll



TEXT ANALYSIS

Written by:

Title and Author(s):

Genre:

Character(s) & Descriptions:

Setting(s) & Descriptions:

Main Idea:

Events:

Problem:

Solution:

Question(s):

Why did the author write this text?

Why should somebody read this text?

How would you rate this book?



Date Completed: